




Business Conditions Analysis

ECON 736

Professor Yamin Ahmad

Lecture 7: The Small Open Economy

- Accounting Identities
- Savings and Investment
- Exchange Rates
- Purchasing Power Parity



Key Concepts...

- Accounting identities for the open economy
- The *Small Open Economy* model
 - what makes it “small”
 - how the trade balance and exchange rate are determined
 - how policies affect trade balance & exchange rate

Note: These lecture notes are incomplete without having attended lectures



Trade-GDP ratio, selected countries, 2004 (Imports + Exports) as a percentage of GDP

Luxembourg	275.5%	Germany	71.1%
Ireland	150.9	Turkey	63.6
Czech Republic	143.0	Mexico	61.2
Hungary	134.5	Spain	55.6
Austria	97.1	United Kingdom	53.8
Switzerland	85.1	France	51.7
Sweden	83.8	Italy	50.0
Korea, Republic of	83.7	Australia	39.6
Poland	80.0	United States	25.4
Canada	73.1	Japan	24.4

Note: These lecture notes are incomplete without having attended lectures



In an open economy,

- Spending need not equal Output
i.e. $Y = C + I + G + NX$
- Saving need not equal Investment
i.e. $I = S - NX$

Note: These lecture notes are incomplete without having attended lectures



Preliminaries

$$C = C^d + C^f$$

$$I = I^d + I^f$$

$$G = G^d + G^f$$

superscripts:

d = spending on domestic goods

f = spending on foreign goods

EX = exports =
foreign spending on domestic goods

IM = imports = $C^f + I^f + G^f$
= spending on foreign goods

NX = net exports (a.k.a. the “trade balance”)
= $EX - IM$



GDP = expenditure on domestically produced Goods & Services

$$Y = C^d + I^d + G^d + EX$$

$$= (C - C^f) + (I - I^f) + (G - G^f) + EX$$

$$= C + I + G + EX - (C^f + I^f + G^f)$$

$$= C + I + G + EX - IM$$

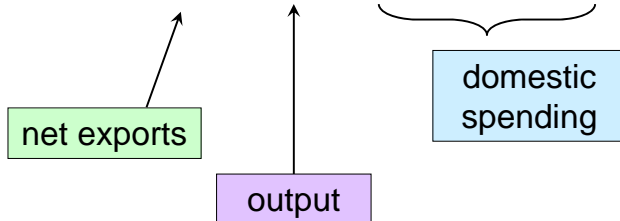
$$= C + I + G + NX$$



The national income identity in an open economy

$$Y = C + I + G + NX$$

or, $NX = Y - (C + I + G)$



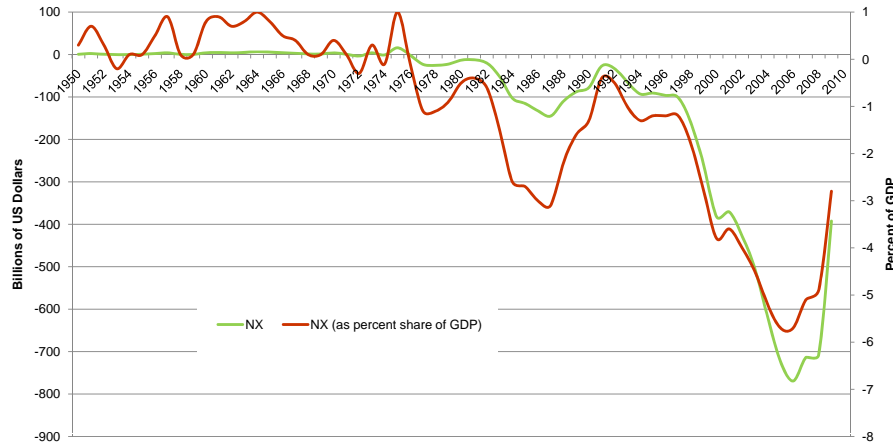
Trade surpluses and deficits

$$NX = EX - IM = Y - (C + I + G)$$

- **Trade Surplus:**
output > spending and exports > imports
Size of the trade surplus – NX
- **Trade Deficit:**
spending > output and imports > exports
Size of the trade deficit = $-NX$



U.S. Net Exports, 1950-2010



Note: These lecture notes are incomplete without having attended lectures

9



International capital flows

- **Net capital outflow**

$$= S - I$$

= net outflow of “loanable funds”

= net purchases of foreign assets

i.e. the **country's purchases of foreign assets**
 minus **foreign purchases of domestic assets**

- When $S > I$, country is a **net lender**
- When $S < I$, country is a **net borrower**

Note: These lecture notes are incomplete without having attended lectures

10



The link between trade & cap. flows

$$NX = Y - (C + I + G)$$

implies

$$NX = (Y - C - G) - I$$

$$= S - I$$

trade balance = net capital outflow

Thus,
 a country with a trade deficit ($NX < 0$)
 is a net borrower ($S < I$).

Note: These lecture notes are incomplete without having attended lectures

11



“The world’s largest debtor nation”

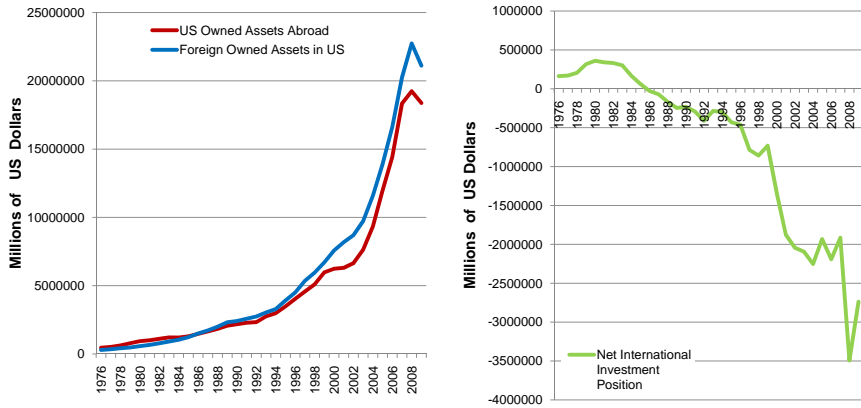
- U.S. has had large trade deficits, been a net borrower each year since the early 1980s.
- As of 12/31/2009:
 - U.S. residents owned \$18.4 trillion worth of foreign assets
 - Foreigners owned \$21.1 trillion worth of U.S. assets
 - U.S. net indebtedness to rest of the world: \$2.74 trillion--higher than any other country, hence U.S. is the “**world's largest debtor nation**”
 - This number is slightly lower from the end of 2008, where the US net indebtedness was \$3.49 trillion.

Note: These lecture notes are incomplete without having attended lectures

12



US Net International Investment Position



Note: These lecture notes are incomplete without having attended lectures



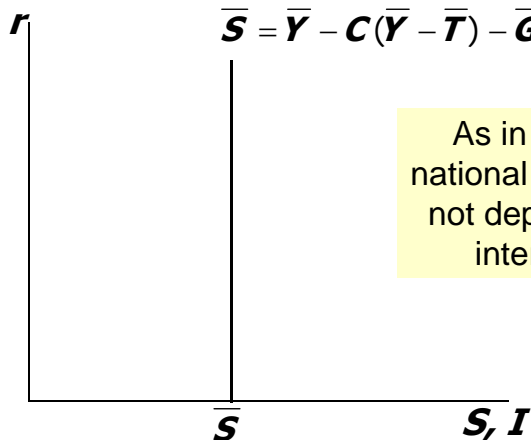
Saving and investment in a small open economy

- An open-economy version of the loanable funds model we saw from lecture 4.
- Includes many of the same elements:
 - production function $Y = \bar{Y} = F(\bar{K}, \bar{L})$
 - consumption function $C = C(Y - T)$
 - investment function $I = I(r)$
 - exogenous policy variables $G = \bar{G}, T = \bar{T}$

Note: These lecture notes are incomplete without having attended lectures



National saving: The supply of loanable funds



As in lecture 4, national saving does not depend on the interest rate

Note: These lecture notes are incomplete without having attended lectures



Assumptions re: Capital flows

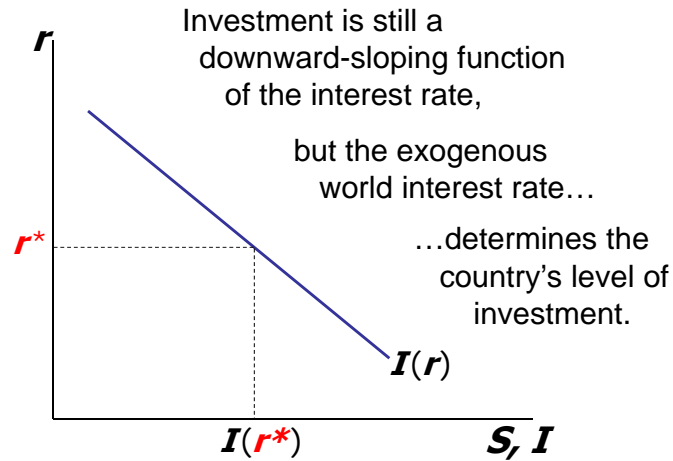
- domestic & foreign bonds are perfect substitutes (same risk, maturity, etc.)
- perfect capital mobility:** no restrictions on international trade in assets
- economy is **small:** cannot affect the world interest rate, denoted r^*

a & b imply $r = r^*$
c implies r^* is exogenous

Note: These lecture notes are incomplete without having attended lectures



Investment: The demand for loanable funds

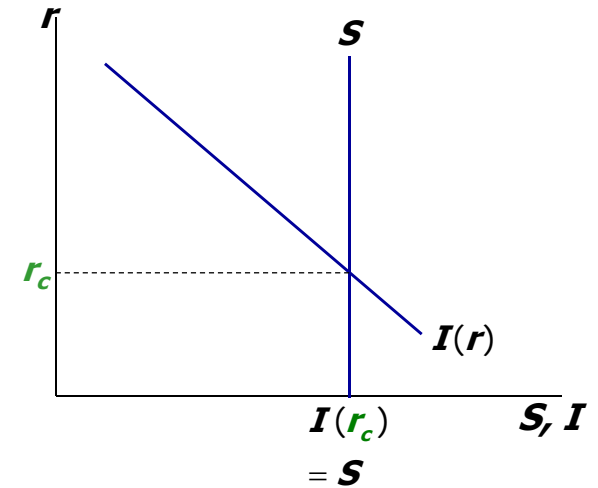


Note: These lecture notes are incomplete without having attended lectures



If the economy were closed...

...the interest rate would adjust to equate investment and saving:



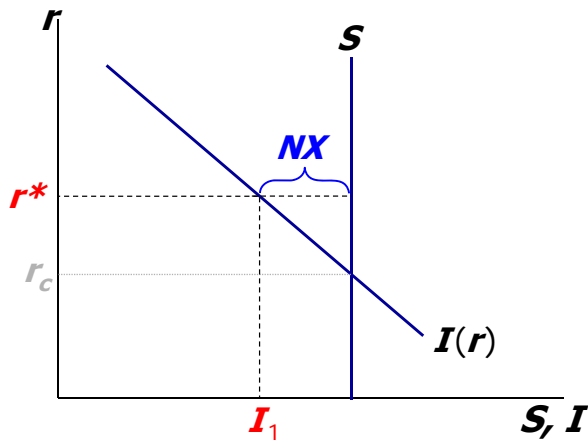
Note: These lecture notes are incomplete without having attended lectures



But in a small open economy...

the exogenous world interest rate determines investment...

...and the difference between saving and investment determines net capital outflow and net exports



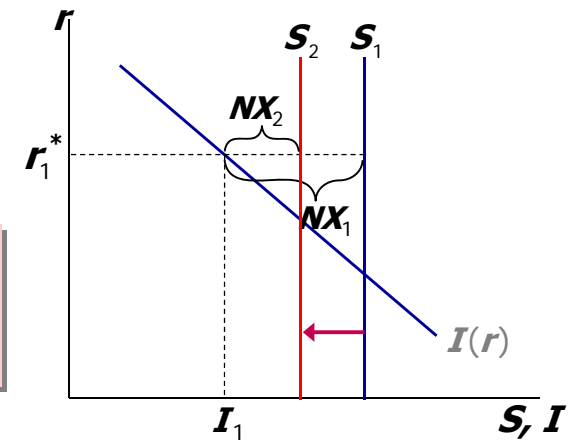
Note: These lecture notes are incomplete without having attended lectures



1. Fiscal policy at home

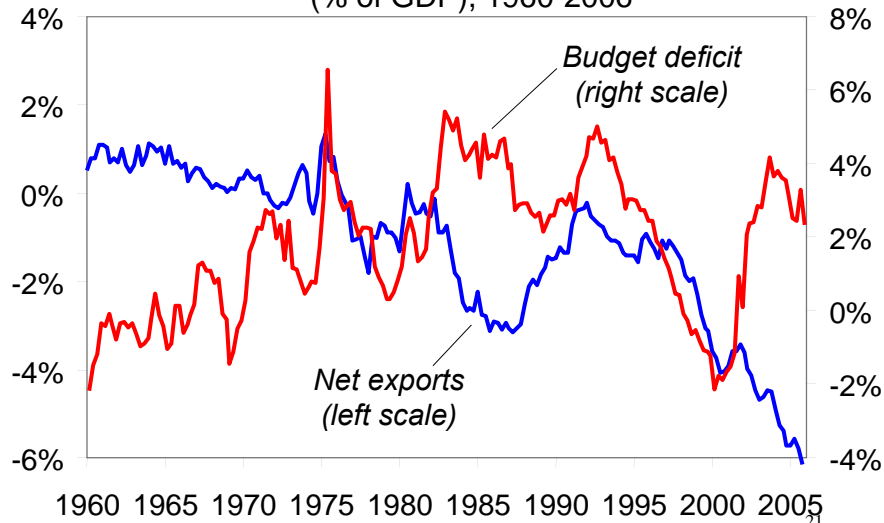
An increase in G or decrease in T reduces saving.

Results:
 $\Delta I = 0$
 $\Delta NX = \Delta S < 0$



Note: These lecture notes are incomplete without having attended lectures

NX and the federal budget deficit (% of GDP), 1960-2006



Note: These lecture notes are incomplete without having attended lectures

21
slide 21

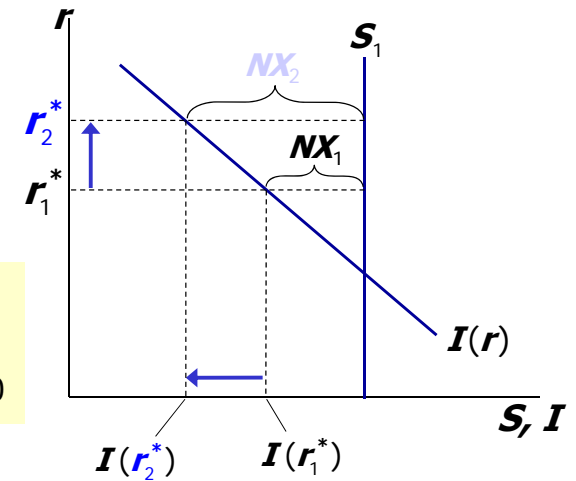
2. Fiscal policy abroad

Expansionary fiscal policy abroad raises the world interest rate.

Results:

$$\Delta I < 0$$

$$\Delta NX = -\Delta I > 0$$



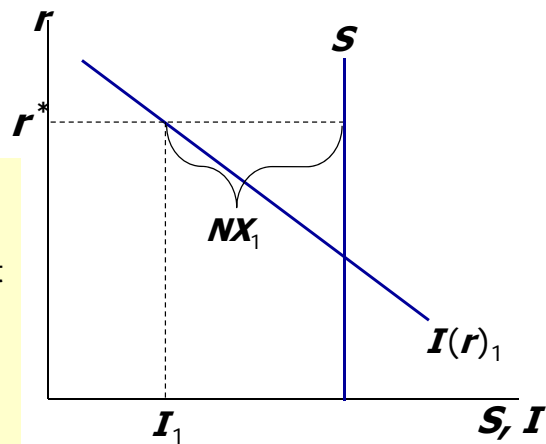
Note: These lecture notes are incomplete without having attended lectures

22

3. An increase in investment demand

EXERCISE:

Use the model to determine the impact of an increase in investment demand on NX , S , I , and net capital outflow.



Note: These lecture notes are incomplete without having attended lectures

23

Is the US Current Account Deficit Dangerous?

- The United States is running a large current account deficit: $I > S$.
- The US is accumulating debt.
- The US debt/GDP ratio is rising.
- Should we be worried?

Note: These lecture notes are incomplete without having attended lectures

24



The Optimistic View – in terms of our model

- A simple, optimistic view of the current account deficit is that the world expects high productivity growth and output growth in the US.
- For any given r , this increases investment demand.
- In addition, saving may be low compared to other economies that do not expect fast growth.
- The S curve is shifted left, the I curve is shifted right.
- The US can afford to accumulate debt because its real GDP will be high in the future.
- Other countries need to worry more about their aging populations.

Note: These lecture notes are incomplete without having attended lectures

25



The Nominal Exchange rate

e = nominal exchange rate,
the relative price of
domestic currency
in terms of foreign currency
(e.g. Yen per Dollar)

Note: These lecture notes are incomplete without having attended lectures

26



A few exchange rates, as of 7/14/06

<i>country</i>	<i>exchange rate</i>
Euro	0.79 Euro/\$
Indonesia	9,105 Rupiahs/\$
Japan	116.3 Yen/\$
Mexico	11.0 Pesos/\$
Russia	27.0 Rubles/\$
South Africa	7.2 Rand/\$
U.K.	0.54 Pounds/\$

Note: These lecture notes are incomplete without having attended lectures

27



The Real Exchange Rate

*the lowercase
Greek letter
epsilon*

ϵ = real exchange rate,
the relative price of
domestic goods
in terms of foreign goods
(e.g. Japanese Big Macs per
U.S. Big Mac)

Note: These lecture notes are incomplete without having attended lectures

28

Understanding the units of ϵ

$$\begin{aligned} \epsilon &= \frac{e \times P}{P^*} \\ &= \frac{(\text{Yen per } \$) \times (\$ \text{ per unit U.S. goods})}{\text{Yen per unit Japanese goods}} \\ &= \frac{\text{Yen per unit U.S. goods}}{\text{Yen per unit Japanese goods}} \\ &= \text{Units of Japanese goods} \\ &\quad \text{per unit of U.S. goods} \end{aligned}$$

~ McZample ~

- one good: Big Mac
- price in Japan: $P^* = 200$ Yen
- price in USA: $P = \$2.50$
- nominal exchange rate $e = 120$ Yen/\$



To buy a U.S. Big Mac, someone from Japan would have to pay an amount that could buy 1.5 Japanese Big Macs.

$$\begin{aligned} \epsilon &= \frac{e \times P}{P^*} \\ &= \frac{120 \times \$2.50}{200 \text{ Yen}} = 1.5 \end{aligned}$$

ϵ in the real world & our model

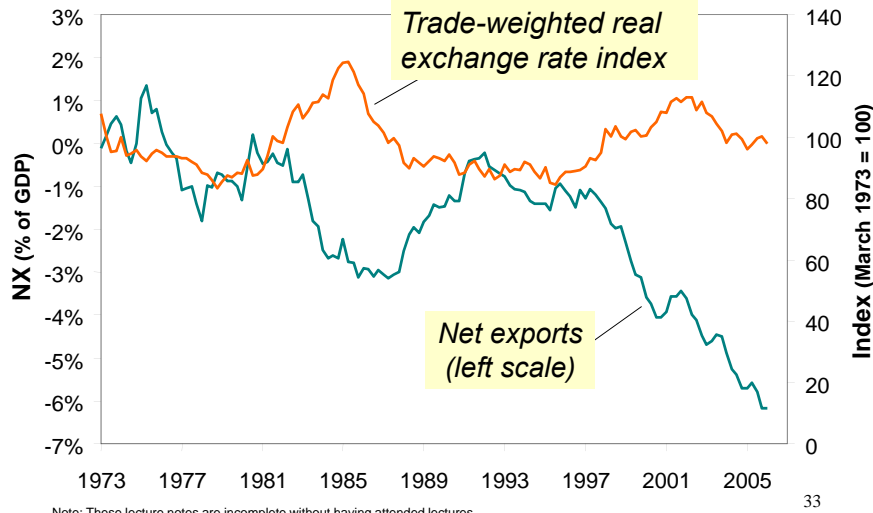
- *In the real world:*
We can think of ϵ as the relative price of a basket of domestic goods in terms of a basket of foreign goods
- *In our macro model:*
There's just one good, "output."
So ϵ is the relative price of one country's output in terms of the other country's output

How NX depends on ϵ

- $\uparrow \epsilon \Rightarrow$ U.S. goods become more expensive relative to foreign goods
- $\Rightarrow \downarrow EX, \uparrow IM$
- $\Rightarrow \downarrow NX$



U.S. net exports and the real exchange rate, 1973-2006



Note: These lecture notes are incomplete without having attended lectures



The net exports function

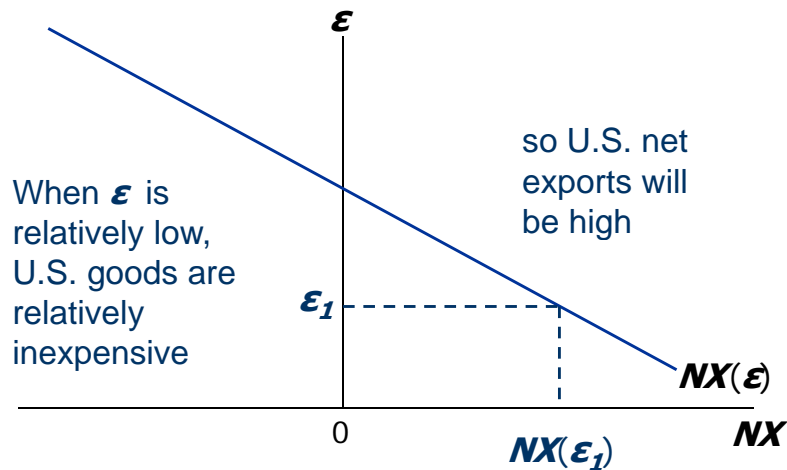
- The **net exports function** reflects this inverse relationship between NX and ϵ :

$$NX = NX(\epsilon)$$

Note: These lecture notes are incomplete without having attended lectures



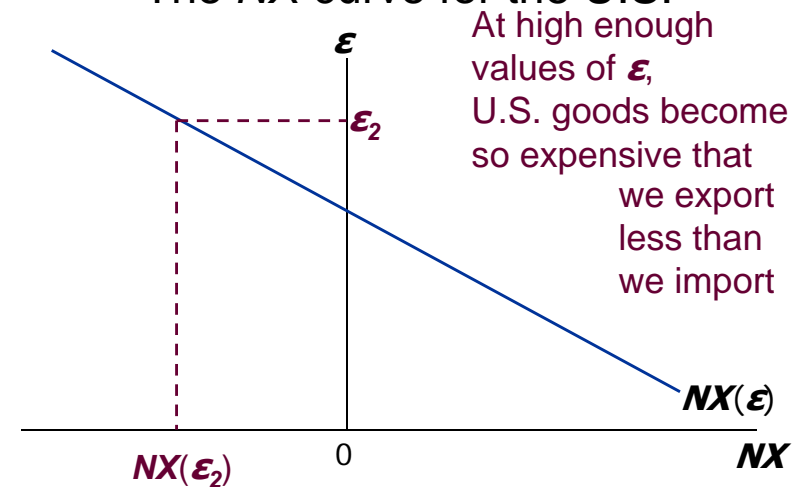
The NX curve for the U.S.



Note: These lecture notes are incomplete without having attended lectures



The NX curve for the U.S.



Note: These lecture notes are incomplete without having attended lectures



How ϵ is determined

- The accounting identity says $NX = S - I$
- We saw earlier how $S - I$ is determined:
 - S depends on domestic factors (output, fiscal policy variables, etc)
 - I is determined by the world interest rate r^*
- So, ϵ must adjust to ensure

$$NX(\epsilon) = \bar{S} - I(r^*)$$

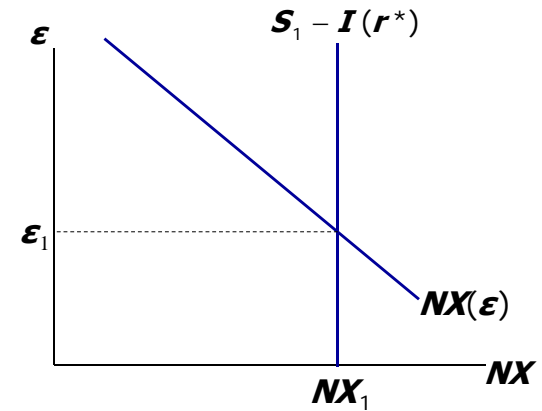
Note: These lecture notes are incomplete without having attended lectures



How ϵ is determined

Neither S nor I depend on ϵ , so the net capital outflow curve is vertical.

ϵ adjusts to equate NX with net capital outflow, $S - I$.



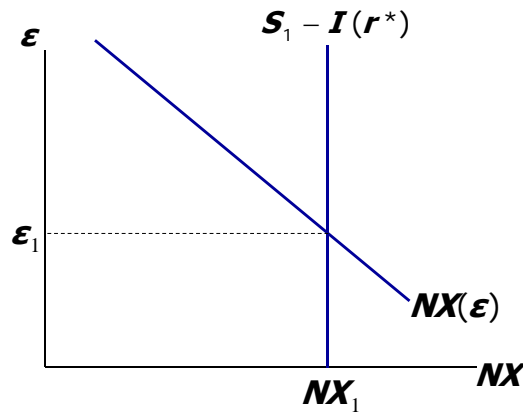
Note: These lecture notes are incomplete without having attended lectures



Interpretation: Supply and demand in the foreign exchange market

demand:
Foreigners need dollars to buy U.S. net exports.

supply:
Net capital outflow ($S - I$) is the supply of dollars to be invested abroad.



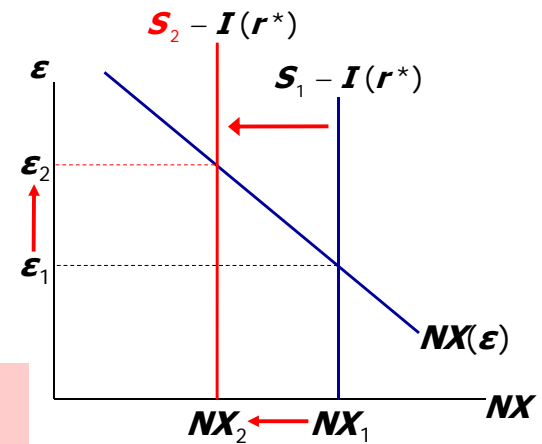
Note: These lecture notes are incomplete without having attended lectures



1. Fiscal policy at home

A fiscal expansion reduces national saving, net capital outflow, and the supply of dollars in the foreign exchange market...

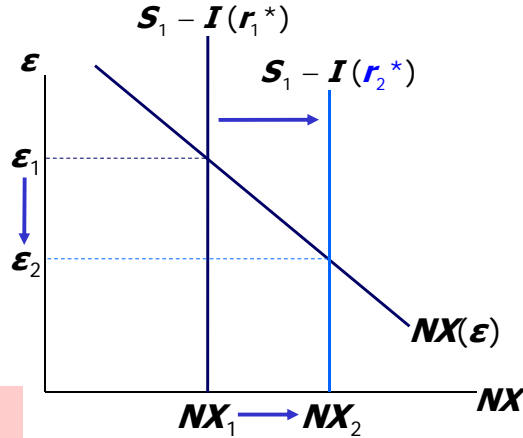
...causing the real exchange rate to rise and NX to fall.



Note: These lecture notes are incomplete without having attended lectures

2. Fiscal policy abroad

An increase in r^* reduces investment, increasing net capital outflow and the supply of dollars in the foreign exchange market...

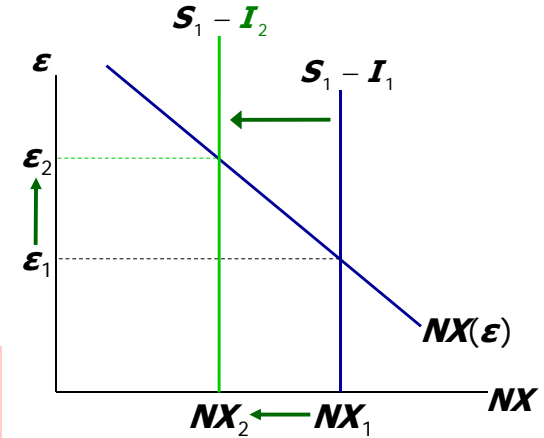


...causing the real exchange rate to fall and NX to rise.

having attended lectures

3. Increase in investment demand

An increase in investment reduces net capital outflow and the supply of dollars in the foreign exchange market...



...causing the real exchange rate to rise and NX to fall.

thout having attended lectures

The Determinants of the Nominal Exchange Rate

- Start with the expression for the real exchange rate:

$$\epsilon = \frac{e \times P}{P^*}$$

- Solve for the nominal exchange rate:

$$e = \epsilon \times \frac{P^*}{P}$$

The Determinants of the Nominal Exchange Rate

- So e depends on the real exchange rate and the price levels at home and abroad...

...and we know how each of them is determined:

$$\frac{M^*}{P^*} = L^*(r^* + \pi^*, Y^*)$$

$$e = \epsilon \times \frac{P^*}{P}$$

$$NX(\epsilon) = \bar{S} - I(r^*)$$

$$\frac{M}{P} = L(r^* + \pi, Y)$$



The Determinants of the Nominal Exchange Rate

$$e = \epsilon \times \frac{P^*}{P}$$

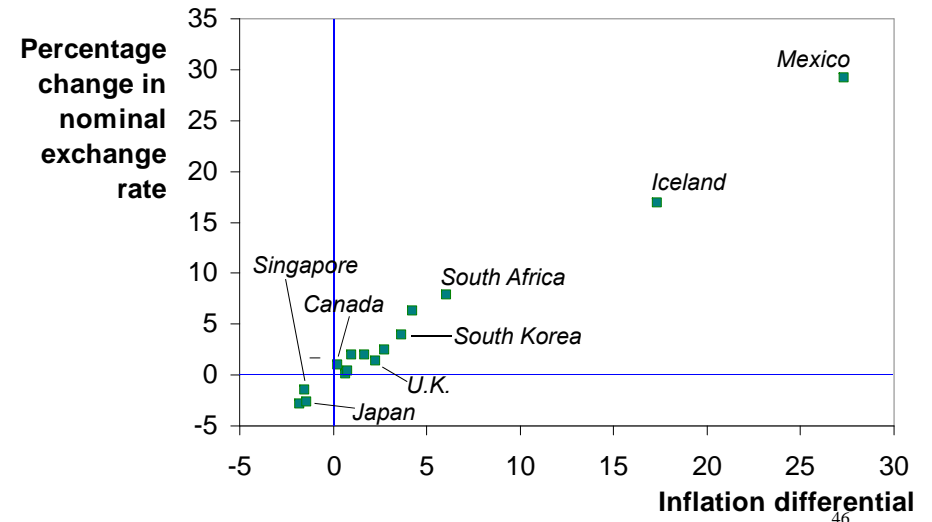
- Rewrite this equation in growth rates (see “arithmetic tricks for working with percentage changes,”):

$$\frac{\Delta e}{e} = \frac{\Delta \epsilon}{\epsilon} + \frac{\Delta P^*}{P^*} - \frac{\Delta P}{P} = \frac{\Delta \epsilon}{\epsilon} + \pi^* - \pi$$

- For a given value of ϵ , the growth rate of e equals the difference between foreign and domestic inflation rates.



Inflation differentials and nominal exchange rates



Purchasing Power Parity (PPP)

Two definitions:

- A doctrine that states that goods must sell at the same (currency-adjusted) price in all countries.
- The nominal exchange rate adjusts to equalize the cost of a basket of goods across countries.

Reasoning:

- arbitrage, the law of one price



Purchasing Power Parity (PPP)

• PPP: $e \times P = P^*$

Cost of a basket of foreign goods, in foreign currency.

Cost of a basket of domestic goods, in foreign currency.

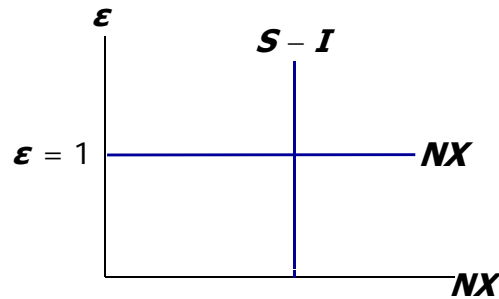
Cost of a basket of domestic goods, in domestic currency.

- Solve for e : $e = P^*/P$
- PPP implies that the nominal exchange rate between two countries equals the ratio of the countries' price levels.




Purchasing Power Parity (PPP)

- If $e = P^*/P$,
then $\epsilon = e \times \frac{P}{P^*} = \frac{P^*}{P} \times \frac{P}{P^*} = 1$
and the NX curve is horizontal:



Under PPP, changes in $(S - I)$ have no impact on ϵ or e .



Does PPP hold in the real world?

- No, for two reasons:
 - International arbitrage not possible.
 - nontraded goods
 - transportation costs
 - Different countries' goods not perfect substitutes.
- Nonetheless, PPP is a useful theory:
 - It's simple & intuitive
 - In the real world, nominal exchange rates tend toward their PPP values over the long run.



CASE STUDY: The Reagan deficits revisited

	1970s	1980s	actual change	closed economy	small open economy
G - T	2.2	3.9	↑	↑	↑
S	19.6	17.4	↓	↓	↓
r	1.1	6.3	↑	↑	no change
I	19.9	19.4	↓	↓	no change
NX	-0.3	-2.0	↓	no change	↓
ε	115.1	129.4	↑	no change	↑

Data: decade averages; all except r and ϵ are expressed as a percent of GDP; ϵ is a trade-weighted index.



Summary

- Net exports--the difference between
 - exports and imports
 - a country's output (Y) and its spending ($C + I + G$)
- Net capital outflow equals
 - purchases of foreign assets minus foreign purchases of the country's assets
 - the difference between saving and investment



Summary

- National income accounts identities:
 - $Y = C + I + G + NX$
 - trade balance $NX = S - I$ net capital outflow
- Impact of policies on NX :
 - NX increases if policy causes S to rise or I to fall
 - NX does not change if policy affects neither S nor I . Example: trade policy

Note: These lecture notes are incomplete without having attended lectures

53



Summary

- Exchange rates
 - nominal: the price of a country's currency in terms of another country's currency
 - real: the price of a country's goods in terms of another country's goods
 - The real exchange rate equals the nominal rate times the ratio of prices of the two countries.

Note: These lecture notes are incomplete without having attended lectures

54



Summary

- How the real exchange rate is determined
 - NX depends negatively on the real exchange rate, other things equal
 - The real exchange rate adjusts to equate NX with net capital outflow

Note: These lecture notes are incomplete without having attended lectures

55



Summary

- How the nominal exchange rate is determined
 - e equals the real exchange rate times the country's price level relative to the foreign price level.
 - For a given value of the real exchange rate, the percentage change in the nominal exchange rate equals the difference between the foreign & domestic inflation rates.

Note: These lecture notes are incomplete without having attended lectures

56